



# SAW Components

Data Sheet B3580





**SAW Components**

**B3580**

**Low Loss Filter**

**433,92 MHz**

**Data Sheet**

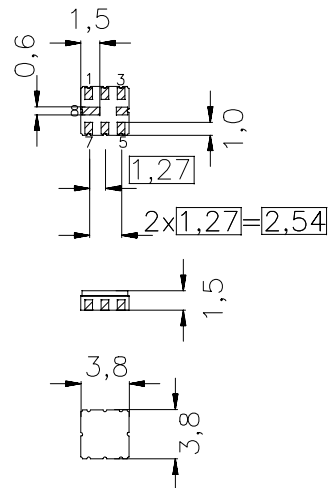
**Features**

- RF low-loss filter for remote control receivers
- Package for **Surface Mounted Technology (SMT)**
- Hermetically sealed ceramic package
- No matching network required for operation at 50 Ω

**Terminals**

- Ni, gold plated

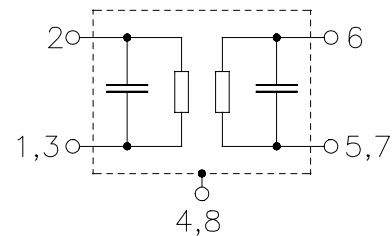
Ceramic package **QCC8B**



Dimensions in mm, approx. weight 0,07 g

**Pin configuration**

- 2 Input
- 1,3 Input Ground
- 6 Output
- 5,7 Output Ground
- 4,8 to be grounded



Type	Ordering code	Marking and Package according to	Packing according to
B3580	B39431-B3580-Z810	C61157-A7-A46	F61074-V8037-Z000

Electrostatic Sensitive Device (ESD)

**Maximum ratings**

Operable temperature range	$T$	-40/+85	°C	source impedance 50 Ω
Storage temperature range	$T_{stg}$	-45/+90	°C	
DC voltage	$V_{DC}$	0	V	
Source power	$P_S$	10	dBm	



**SAW Components**

**B3580**

**Low Loss Filter**

**433,92 MHz**

**Data Sheet**

**Characteristics**

Operating temperature range:  $T = -40^{\circ}\text{C}$  to  $85^{\circ}\text{C}$

Terminating source impedance:  $Z_S = 50\ \Omega$

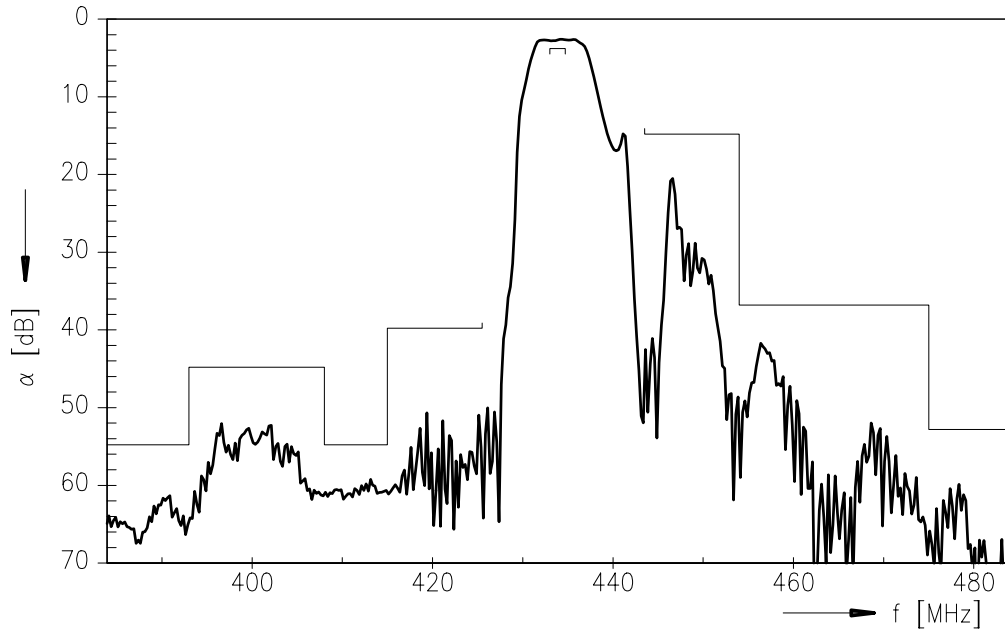
Terminating load impedance:  $Z_L = 50\ \Omega$

		<b>min.</b>	<b>typ.</b>	<b>max.</b>	
<b>Center frequency</b>	$f_c$	—	433,92	—	MHz
<b>Maximum insertion attenuation</b>	$\alpha_{\max}$				
433,00 ... 434,71 MHz		—	2,8	3,8	dB
<b>Amplitude ripple (p-p)</b>	$\Delta\alpha$				
433,00 ... 434,71 MHz		—	0,3	1,0	dB
<b>Relative attenuation (relative to <math>\alpha_{\max}</math>)</b>	$\alpha_{\text{rel}}$				
10,00 ... 350,00 MHz		60	65	—	dB
350,00 ... 393,00 MHz		52	57	—	dB
393,00 ... 408,00 MHz		42	47	—	dB
408,00 ... 415,00 MHz		52	57	—	dB
415,00 ... 425,50 MHz		37	45	—	dB
443,50 ... 454,00 MHz		12	16	—	dB
454,00 ... 475,00 MHz		34	39	—	dB
475,00 ... 650,00 MHz		50	55	—	dB
650,00 ... 1000,00 MHz		45	49	—	dB
<b>Temperature coefficient of frequency</b>	$TC_f$	—	-30	—	ppm/K

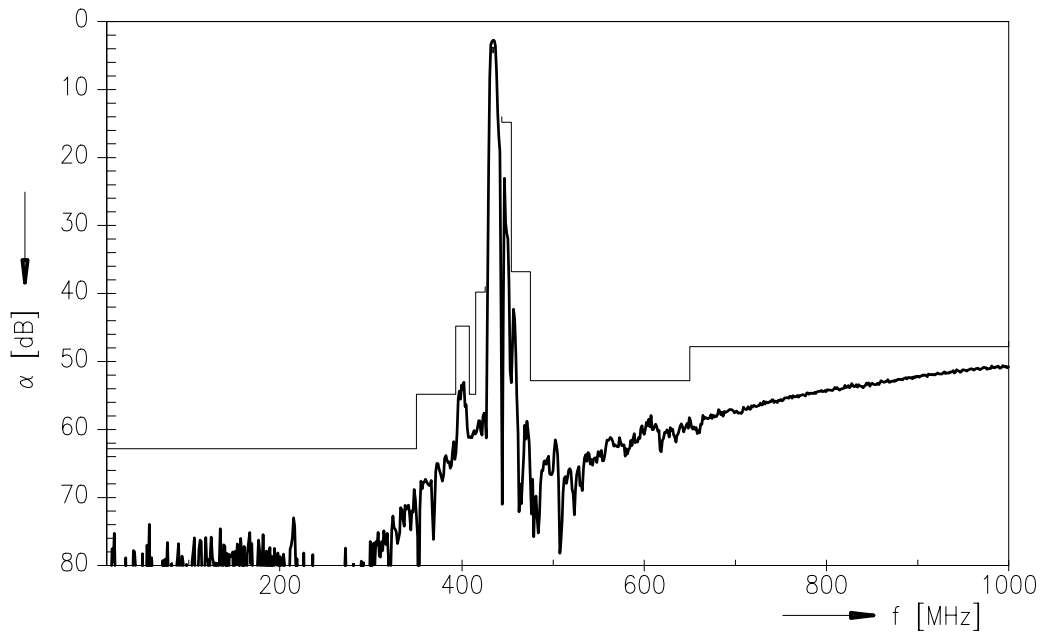


Data Sheet

Transfer function



Transfer function (wideband)





**SAW Components**

**B3580**

**Low Loss Filter**

**433,92 MHz**

Data Sheet

**Published by EPCOS AG**

**Surface Acoustic Wave Components Division, SAW CE AE PD**

**P.O. Box 80 17 09, D-81617 München**

© EPCOS AG 2001. All Rights Reserved.

As far as patents or other rights of third parties are concerned, liability is only assumed for components per se, not for applications, processes and circuits implemented within components or assemblies.

The information describes the type of component and shall not be considered as assured characteristics.

Terms of delivery and rights to change design reserved.

For questions on technology, prices and delivery please contact the sales offices of EPCOS AG or the international representatives.

Due to technical requirements components may contain dangerous substances. For information on the type in question please also contact one of our sales offices.